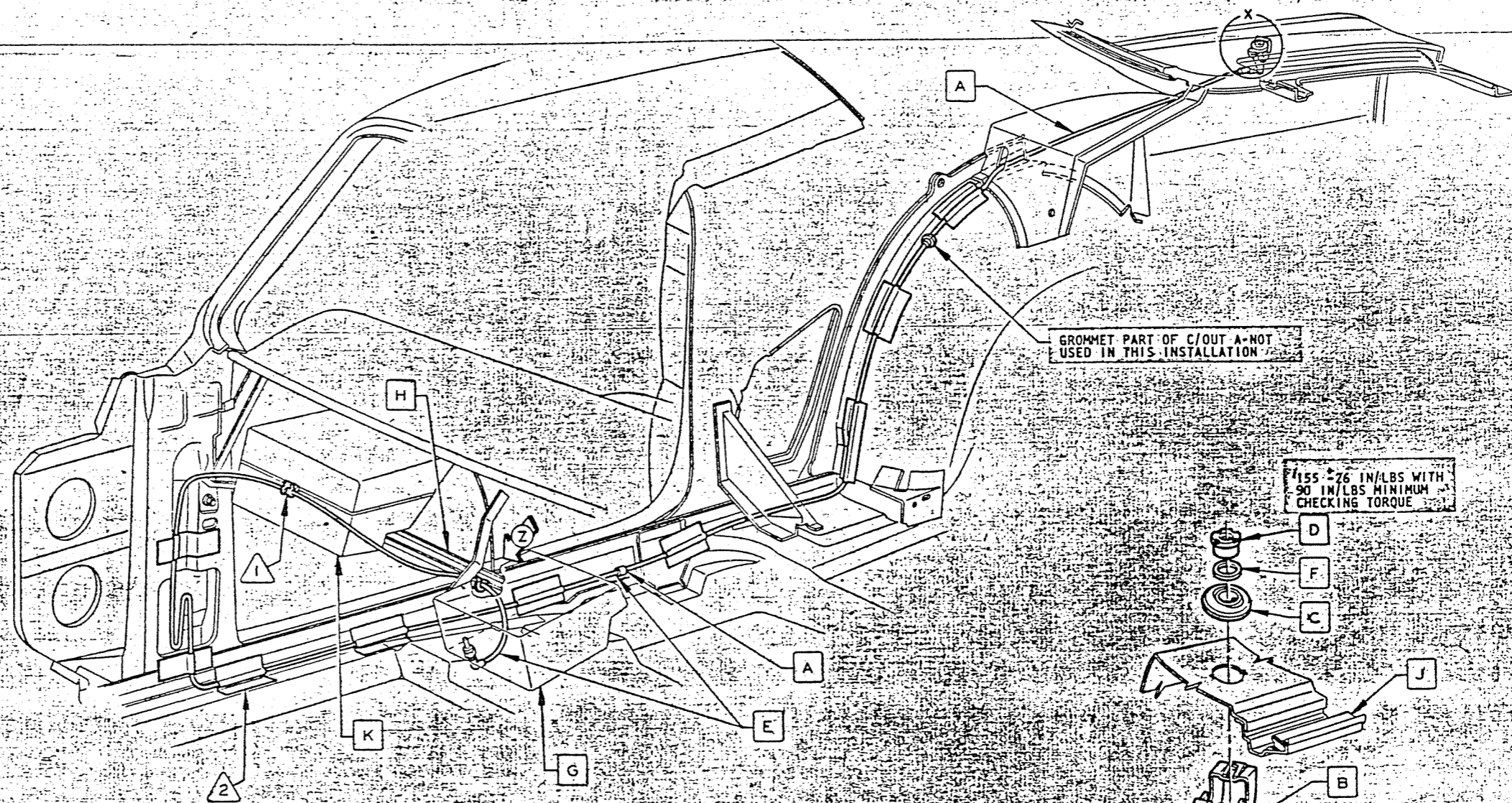


1 INSTALL 6015327 CLIP-SNAP ON (2 REQ'D) TO C/OUT F & H AS SHOWN

2 1249957 TAPE (M.S. 2929) 2.00X5.00 (9 REQ'D RT SIDE ONLY) FOR SECURING ANTENNA CABLE TO BODY. TAPE TO BE CUT FROM ROLLS



A 2889933 (S/O 2889936) BODY & CABLE ASSY-MANUAL ANTENNA

B 2983242 COLLAR & CLIP ASSY MANUAL ANTENNA

C 3501143 (S/O 3501149) ADAPTER & GASKET ASSY MANUAL ANTENNA MOUNTING

D 2889918 CAP NUT-MANUAL ANTENNA MOUNTING

E 3501144 (S/O 2983339) ANTENNA LEAD ASSY-EXT.

F 2521172 GASKET-MANUAL ANT ADAPTER MOUNTING

G RADIO

H REINF-INSTRUMENT PANEL LOWER

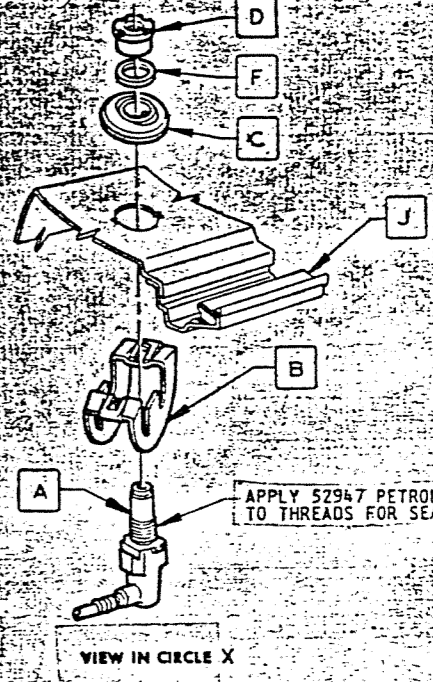
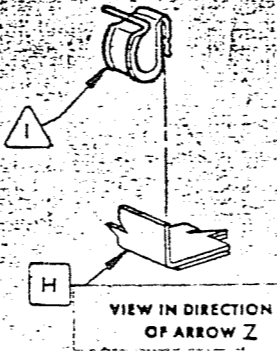
J PANEL-QTR

K BOX ASSY-GLOVE

GROMMET PART OF C/OUT A-NOT USED IN THIS INSTALLATION

155-26 IN/LBS WITH 90 IN/LBS MINIMUM CHECKING TORQUE

APPLY 52947 PETROLATUM (M.S. 272) TO THREADS FOR SEALING



INSTRUCTIONS

00306-951	B	C/OUT B WAS 3501113 * C/OUT F WAS 3501112	5/1/70
181-P-01445	A	C/OUT A WAS 2983339 C/OUT C/D F * VIEW & CORRECTED & C/OUT E ADDED	5/1/70
00306-951		RELEASED	

MODELS		FG/B55-S-23 FG/J55-H-23 (R01+N94)	
DRAWN	CHECKED	APP.	APP.
WARTIAN	FAH	[Signature]	[Signature]
PRODUCT PLANNING & DEVELOPMENT STAFF		CHRYSLER CORPORATION	
ENGINEERING ILLUSTRATION		DEPT. 3440	
REAR MANUAL ANTENNA ROUTING		DATE	1-8-70
		MANUAL NO.	2654911
SECTION	PAGE		
D	3E		