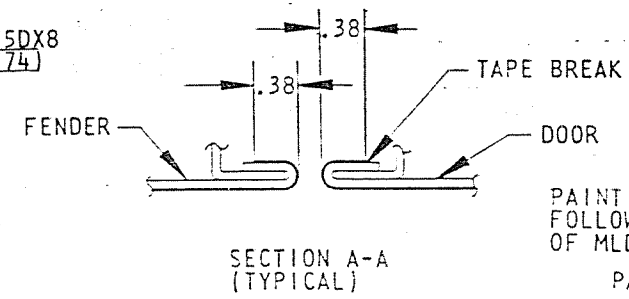
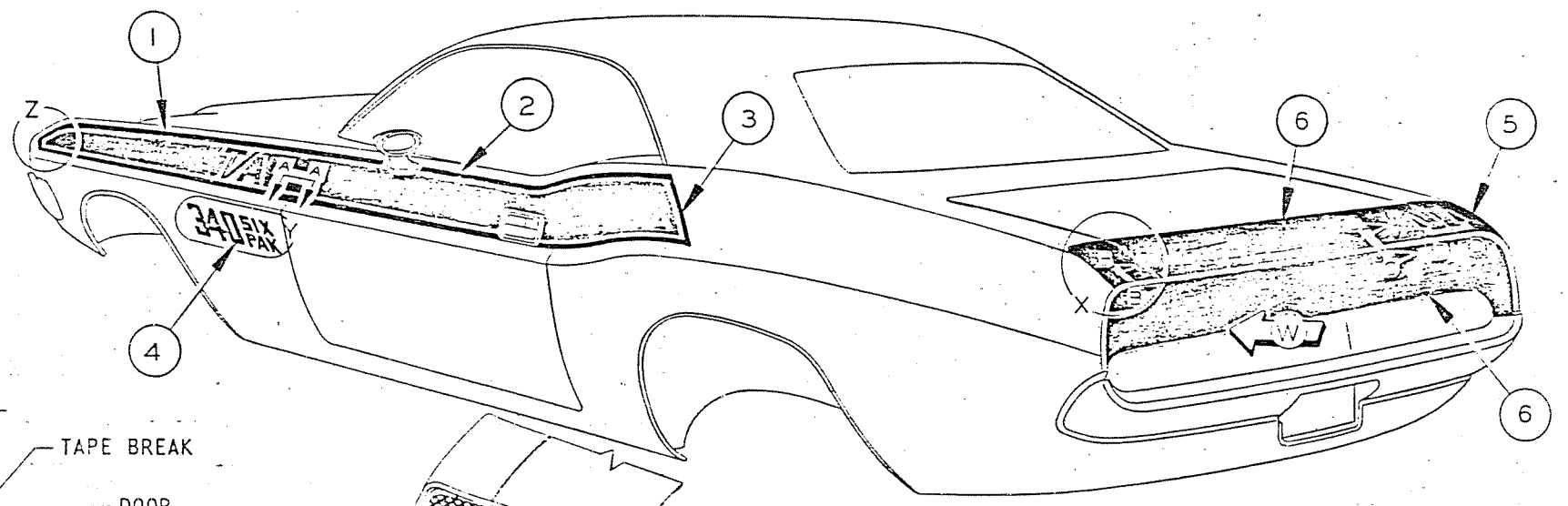


- 1 (\$V6H)  
3570548-9 TAPE-FENDER SIDE
- 2 3570550-1 TAPE-DOOR (WITH MIRROR)  
3570544 TAPE-DOOR RT (W/OUT MIRROR)
- 3 3570552-3 TAPE-QUARTER PANEL FRT
- 4 3570554-5 DECAL-FENDER SIDE
- 5 (\$J82)  
3570718-9 TAPE-QUARTER PANEL RR
- 6 BLACK ORGANOSOL PAINT AF5DX8  
(M.S. PA21-1) PER (P.S. 3774)



PAINT BREAK TO FOLLOW CENTERLINE OF MLDG HOLES

PAINT BREAK

1.10 CONSTANT ON SURFACE OF METAL TO PEAK LINE ENTIRE LENGTH OF TAPES

CHARACTER LINE

VIEW IN DIRECTION OF ARROW W

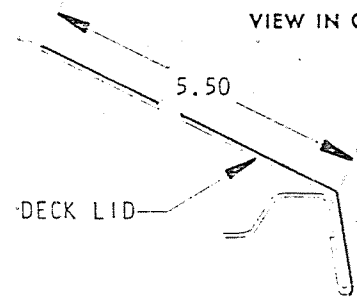
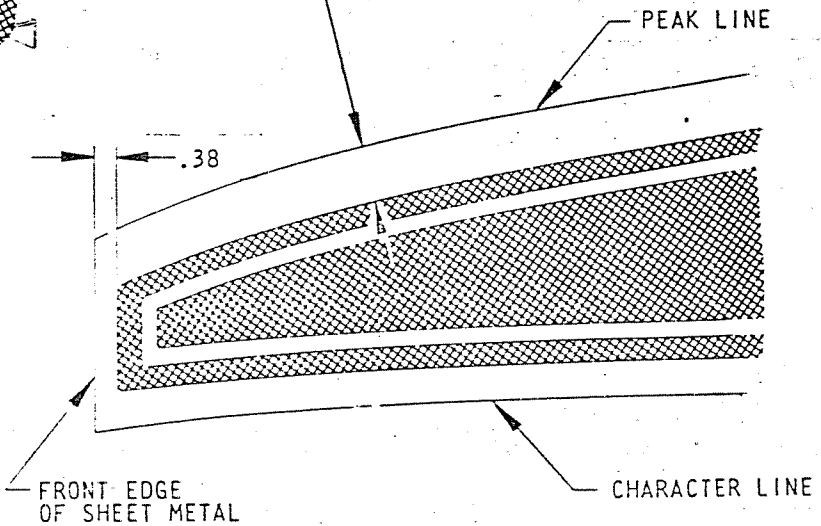
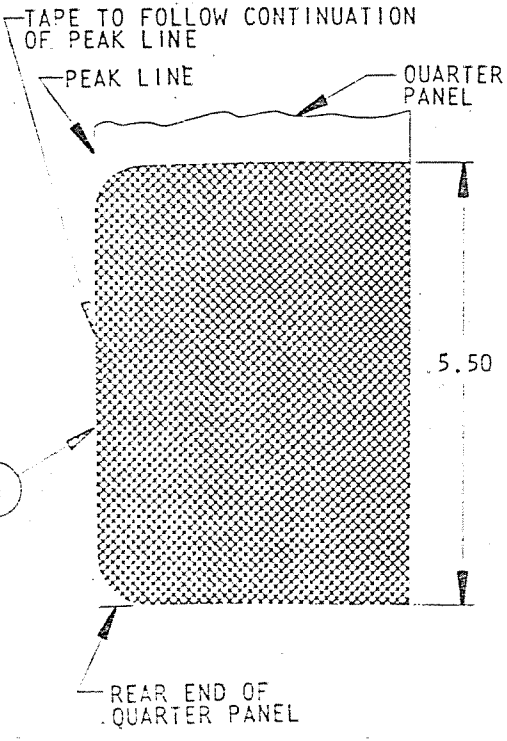
2.20 CONSTANT ON SURFACE OF METAL

RT SIDE

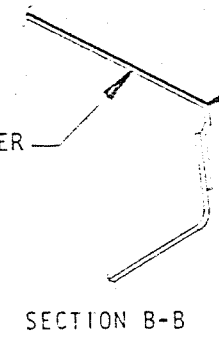
1.85

.38

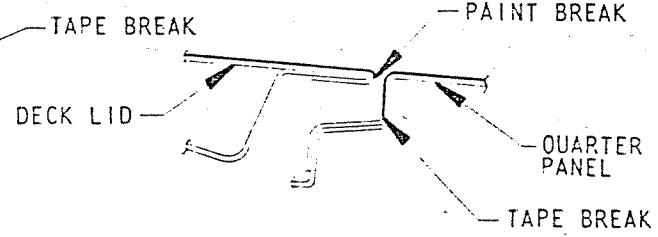
PEAK LINE



VIEW IN CIRCLE Y



SECTION B-B



SECTION D-D

NOTE:  
DECAL OPERATIONS TO BE PERFORMED ACCORDING TO (P.S. 4941)  
TAPE OPERATIONS TO BE PERFORMED ACCORDING TO (P.S. 4993)

VIEW IN CIRCLE X

PAINT

										MODELS		FG/J55-H-23		\$V6H, J82			
										DRAWN	CHECKED	APP.	APP.	APP.	DATE		
										WARTIAN	F.A.H.	ET.			1-10-70		
										ENGINEERING ILLUSTRATION			PRODUCT PLANNING & DEVELOPMENT STAFF			MANUAL NO. 2654909	
										DEPT. 3440			CHRYSLER CORPORATION			SECTION	PAGE
													DECK LID & QTR PANEL PAINT & TAPE TREATMENT			B	37.0
ADDITIONAL INFO	B	VIEW A & SECT C-C REVISED	1/10/70	W.H.													
ADDITIONAL INFO	A	VIEW B ADDED	1/10/70	W.H.													
ADDITIONAL INFO		DRG & QTR AREA	1/10/70	W.H.													
0000R-500-1		INFO ADDED	1/10/70	W.H.													
		RELEASED															
C.R. NO.	ILET	WAS	DATE DRG'G	C.R. NO.	ILET	WAS	DATE DRG'G										