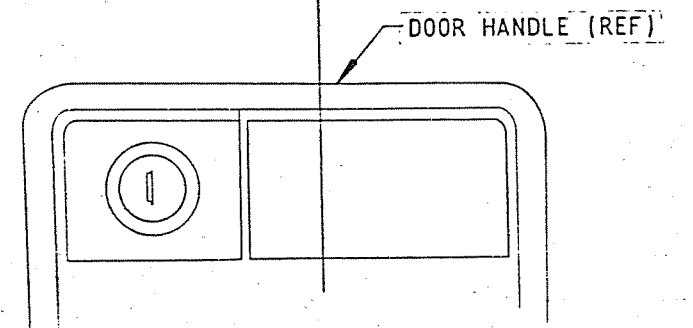
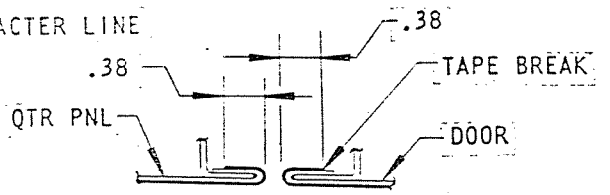
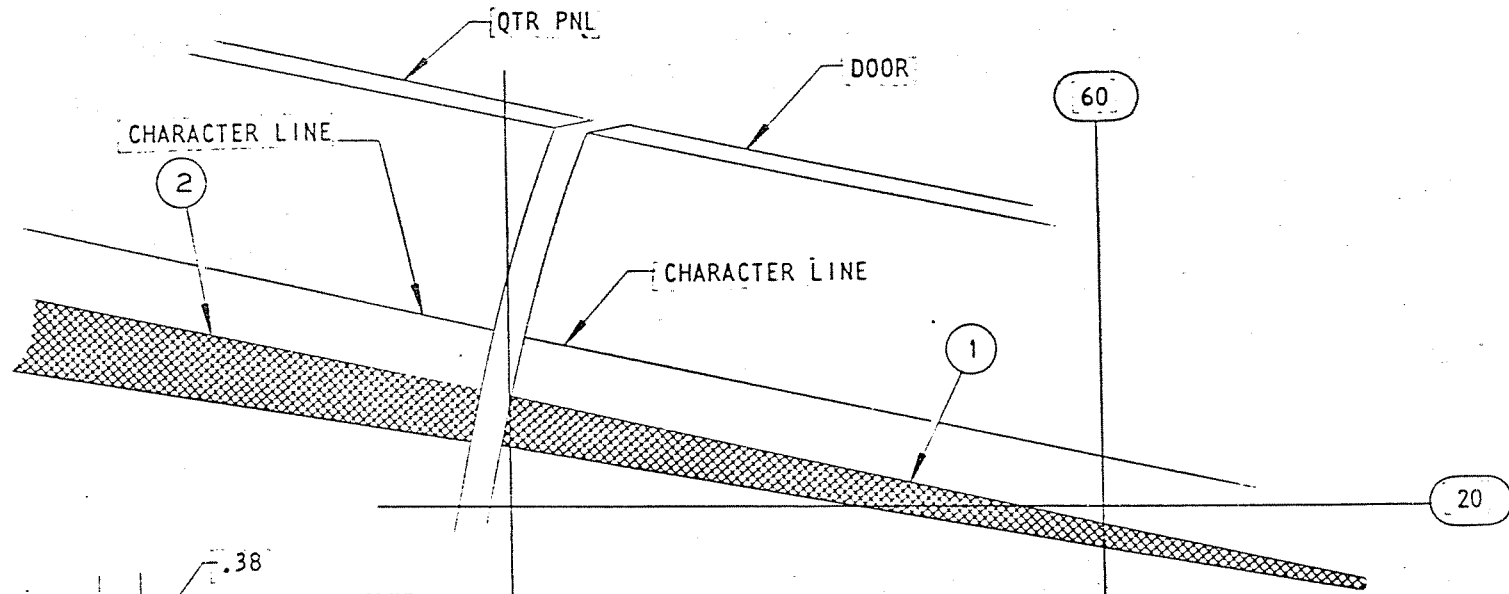
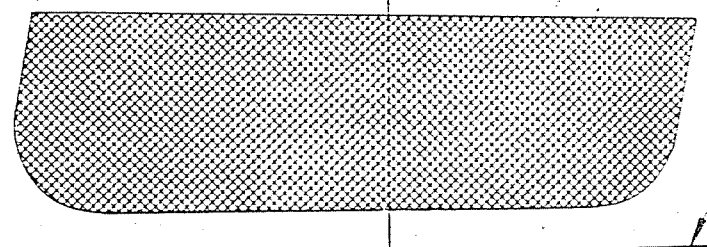

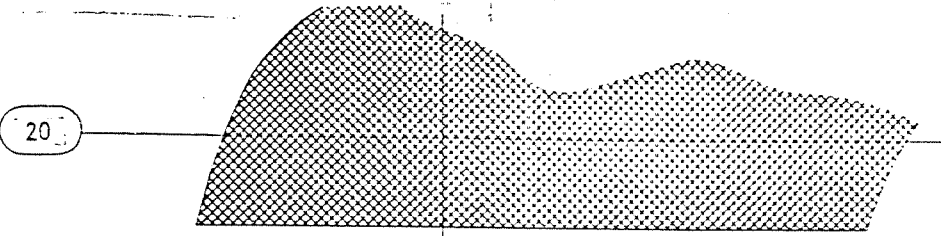



NOTE:
 LOCATE BOTTOM EDGE OF TAPE ABOVE
 THE ZERO INCH LINE AS FOLLOWS

22.06 INCHES	AT THE	75 INCH LINE
22.51 " "	" "	90 " "
21.82 " "	" "	105 " "
20.67 " "	" "	120 " "

- ① 3444884-5 TAPE-DOOR COLOR STRIPE
- 3444886-7 TAPE-QTR PNL COLOR STRIPE (383)
- ② 3444888-9 TAPE-QTR PNL COLOR STRIPE (440)
- 3444890-1 TAPE-QTR PNL COLOR STRIPE (HEMI)
- 3506228-9 TAPE-QTR PNL COLOR STRIPE (340)

NOTE: (TAPE)
 ALL OPERATIONS TO BE PERFORMED
 IN ACCORDANCE WITH (P.S. 4993)



SIDE MARKER (REF)

125

REF: STYLING LAYOUT R-37668

C.R. NO.	LET	WAS	DATE	DR	CK	R	C.R. NO.	LET	WAS	DATE	DR	CK	R
90418-501-1	C												
C/OUT 2, 3506228-9 ADDED 1/19/68													
90418-501	B												
S/CODE WAS CV68 2/16/68													
90401-400	A												
END OF TAPE MOVED ABOVE CHARACTER LINE 1/20/68													
RELEASED 2/9/68													

MODELS F/B-S-00 (SALES CODE S V60)

ENGINEERING ILLUSTRATION DEPT. 3440

PAINT

DRAWN D.E. POTTER	CHECKED F.A.H.	APP. J.C.P.	APP. J.M.	APP. E.W.	DATE 9-19-68
PRODUCT PLANNING & DEVELOPMENT STAFF					MANUAL NO. 2654909
CHRYSLER CORPORATION					SECTION B
TAPE STRIPE - QTR PANEL					PAGE 8.0