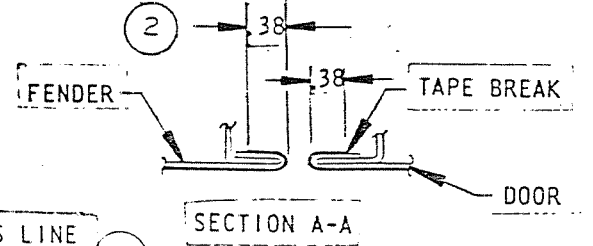

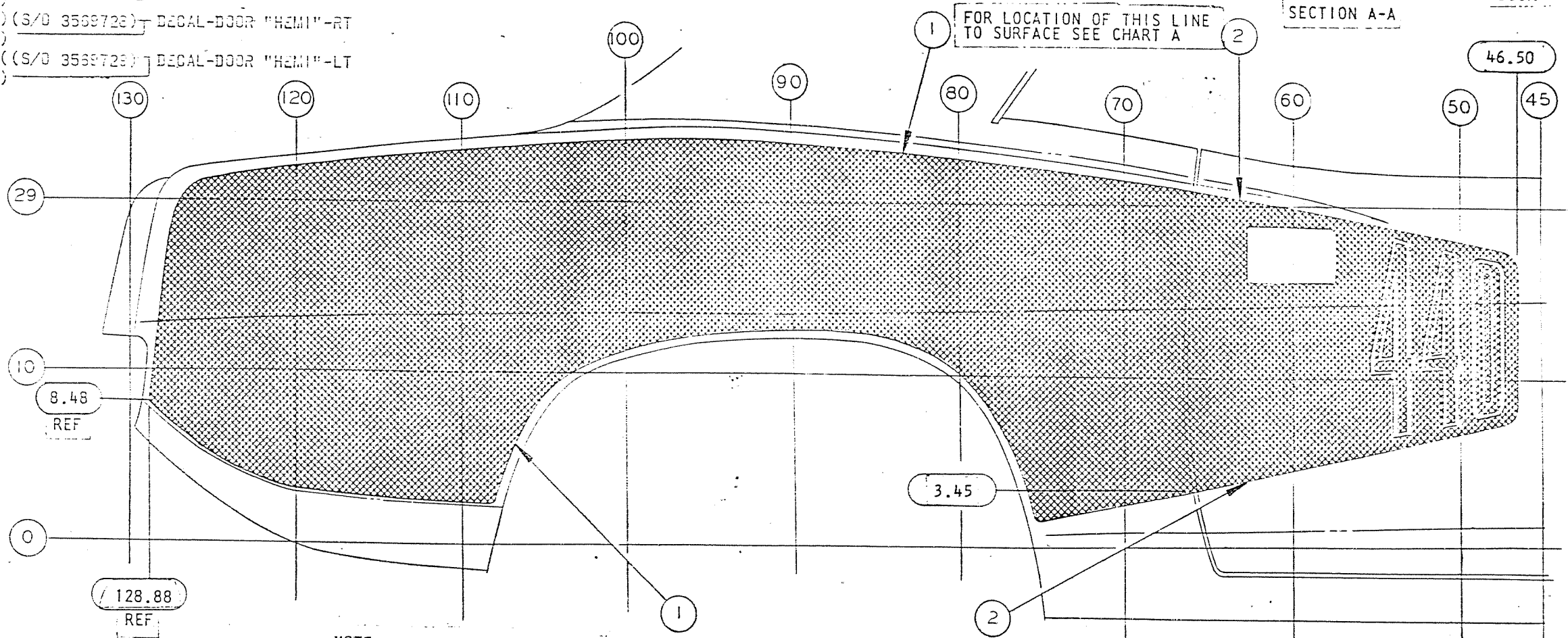


A

LOCATE TOP OUTER EDGE OF TAPE ABOVE THE ZERO INCH LINE AS FOLLOWS:			
17.47	INCHES AT THE	46.50	INCH LINE
18.12	" " " "	50.00	" "
20.17	" " " "	60.00	" "
22.20	" " " "	70.00	" "
23.72	" " " "	80.00	" "
23.71	" " " "	90.00	" "
23.34	" " " "	100.00	" "
22.82	" " " "	110.00	" "
22.08	" " " "	120.00	" "



- 1 3569730-1 (WHITE)(S/D 3569734) - OVERLAY-QTR PNL COLOR
3569734-5 (BLACK)
- 2 3569706 (WHITE)(S/D 3569710) - DECAL-DOOR "340" -RT
3569710 (BLACK)
- 3569707 (WHITE)(S/D 3569711) - DECAL-DOOR "340" -LT
3569711 (BLACK)
- 3569712 (WHITE)(S/D 3569716) - DECAL-DOOR "383" -RT
3569716 (BLACK)
- 3569713 (WHITE)(S/D 3569717) - DECAL-DOOR "383" -LT
3569717 (BLACK)
- 3569718 (WHITE)(S/D 3569722) - DECAL-DOOR "440" -RT
3569722 (BLACK)
- 3569719 (WHITE)(S/D 3569723) - DECAL-DOOR "440" -LT
3569723 (BLACK)
- 3569724 (WHITE)(S/D 3569728) - DECAL-DOOR "HEMI" -RT
3569728 (BLACK)
- 3569725 (WHITE)(S/D 3569729) - DECAL-DOOR "HEMI" -LT
3569729 (BLACK)



FOR LOCATION OF THIS LINE TO SURFACE SEE CHART A

NOTE:
CROSS-CUT AND FOLD INBOARD AT SIDE MARKER LAMP AREA

TAPE OPERATIONS TO BE PERFORMED IN ACCORDANCE WITH P.S. 4993

DECAL OPERATIONS TO BE PERFORMED IN ACCORDANCE WITH P.S. 4941

PAINT

00506-531	B	S/C SV60 & WHITE TAPE NUMBERS ADDED	1/24/69	1/14/69
	A	SOME PENCIL SIDE MARKER NOTE AND PART NOS. ADDED	1/21/69	1/24/69

MODELS G/B-S-00 (SV60)

ENGINEERING ILLUSTRATION DEPT. 3440

DRAWN DuFOUR CHECKED FAH. APP. DATE 10-31-69

PRODUCT PLANNING & DEVELOPMENT STAFF CHRYSLER CORPORATION

MANUAL NO. 2654909

SECTION PAGE

TAPE & DECAL-OTR & DOOR PANEL

8 23 0

REF: STYLING LAYOUTS, R-40720, D-40641, D-40642, D-40643, D-40644, D-40645, D-40646 & D-40647